



THE BULLETIN **The Society of Collectors of** **Czechoslovak Typographic Stamps**



No. 91

2019



Invitation to the Autumn Knihtisk Meeting in Prague 30 November 2019

The autumn meeting of the members of our Society will take place on Saturday, 30 November 2019, from 9 am to 12 noon in the conference room of the Ministry of Industry and Trade at 20 Political Prisoners Street in Prague. The building is located approximately 300 m from the Main Railway Station, 100 m from Wenceslas Square, and 100 m from the building where we met as Knihtisk for many years. See map for more information.

Important: It is necessary to provide an OP at the gatehouse (participants will be registered) or another valid document (passport). Accompaniment to the room will be M. Marčan (meeting organizer, thank you). However, it is advisable that people arrive on time at 9:00 if possible, so that they do not have to go to the gatehouse for each one separately.



The entry procedure may be speeded up if participants confirm in advance that they will attend and send the OP number as part of their confirmation. A attendance list will be created. Those who do not do this will have to register in the reception room on the spot. Send name and OP number to: marcan.miloslav@gmail.com.

2020 Subscription Payments

Membership fees for 2020, which remain the same, i.e.

- for collectors up to 70 years 100 Kč,
- for collectors over 70 years 80 Kč.

Payment can be made either:

- in person at the Autumn Meeting.
- by transfer to account number: 2001115378/2010, where in the message to the recipient state your surname (otherwise we are not able to identify the sender),
- or by postal order to the address: Zdeněk Rákosník, Hlavní 543, 691 67 Šakvice.

Arrange payments from, abroad with the treasurer by e-mail: zdenek.rakosnik@seznam.cz.

Hradčany 30 Haler Purple – Die in the Eighth Column Exchanged

The illustration shows a four-stamp block of a 30 haler black trial print on chalk paper shows positions 87, 88, 97, and 98 from plate 2 without tally numbers. Positions 88 and 98 were exchanged.

The identifying features for 87/2 are (the die was not replaced replaced):

- gap in the left bar opposite the first hacek,
- Protrusion from the upper left corner and a deformed left frame,
- white line runs from the right frame by the fourth triangle to the frame under the right dove
- coloured gap in the sixth spiral.

For 97/2 it is (the die was not replaced):

- bump on the O in SLO,
- gap in the lower frame under the right dove,
- short bulge at the top of the left frame,
- line along the left frame's lower half.



This four-stamp trial print is rare documentation that proves the exchange of dies for the replaced dies in positions 88/2 and 98/2 in the 8th column, which occurred when the ink was changed to a light colour. This is evidenced by the missing original flaws for 88/2 and 98/2, the different alignment of the dies, and for 98/2 a horizontal line low below the value tablet.

Ladislav Olšina

Advertisement

I'm looking for a imperforate 92/2 stamp with Perfin No. 10. It is the only stamp missing for a complete reconstruction.
Vladimír Havel, Družstevní 781, 331 41 Kralovice.

50 Haler Hradčany – Arch Types Make Interesting Entireties

In the illustration is a large postal slip cutting franked with twelve blue 50 haler (POFIS 16) Hradčany on the front and on the back side a delivery CDS cancel DOBŘÍŠ 27.IX.1920. The stamps affixed in strips of two taken from twelve-stamp block of positions 7 to 30 from plate 1.

The cancel DOBŘÍŠ is type M 41 with a narrow date bridge and wide spacing with identifying letter -a- in the lower section (see *Monografie* No. 17 Part I p. 169, No. PO 395/1). On the back is the delivery cancel of the SUŠICE post office from 29.IX.1920 and on 30.IX.1920, when the consignment was issued. Both CDS SUŠICE are also bridge type M 41 with



Front and Back of the Clipping



Detail of 29/1

a narrow date bridge and wide partitions and the identifying letters -e-; -f- in the lower section (see *Monografie No.17 Part II* p. 80, No. PU 2365/1).

This entire is also interesting for the combination of types on 29/1, which creates a combination of I-0-II with arc subtype IIa. The control feature for this position are the rays on the right above the fourth tower, the missing marks above the first and second towers, the left frame opposite the dove has two gaps, the lower frame under the first heart is weakened. For part of the release there is a mark on the left upper left corner and a gap in the top of the O in SLO.

Ladislav Olšina

Request for Help with the Liberated Republic 50 haler Green

For several years now, I have been trying to determine the sequence for first four printing plates from the first printing period. Together with the co-author of the *Special Handbook for Collectors of Stamps and Entireties of the Liberated Republic issue*, Mr. Josef Chvalovský, before and after its publication we groped with this problem. The difficulty is that apart from the pane from plate 2 archived by the Postal Museum, no other pane from this period of production was available. This remained true until 2010 when a well-known collector of the OR bought a plate 1 pane at a foreign auction. Based on studying it, the data specified in the *Special Manual* was corrected, that is for its plate identifier and retouches on positions 68 and 69.


Panes of plates 3 and 4 have not been seen. Despite the fact that I published an article in Newsletter No. 82 in 2015 on the change in sequence for plates 3 and 4, and I continued to reconstruct these two plates, I am still not 100% sure whether the information about the change to plates 3 and 4 is correct. So far, my reconstruction has not succeeded in connecting the upper part of these plates that have the retouched position 39 with the lower part that have the retouched positions 68 and 69, and at the same time connected to the plate identifier in the right stress bar.

Hypothesis: A column of stamps in which there are significant flaws (retouches) and at the same time significant perforation irregularities could help. Such is the ninth column with its significant flaws (retouches) in positions 9, 39, 59, 69, 99 and at the same time has two significant perforation deviations.

The first perforation deviation is the missing 5th perforation hole in the vertical perforation between the 8th and 9th columns. Of the stamps with this perforation deviation originating from the 9th column, I own stamps originating from positions 29, 39 with retouch variation D, 49, 69 with a first negative flaw, 79, and 99. I am not aware of a retouched position 69 stamp with this perforation deviation. Can you help? A retouched position 69 with the missing 5th perforation hole on its right side would also be a significant help.



Position 39 with retouch variation D and the perforation flaw

The second significant perforation deviation in the ninth column is the missing fourteenth horizontal perforation hole. I have a total of six stamps with this perforation deviation coming from position 59, ZP 69 with retouch of the shape , of which five are in strips. I saw positions 89 and 99 in a corner block of four with the plate identifier. I have not seen a retouched position 39 stamp mark with this perforation deviation. Can you help?



Note: The same perforation bar (with the missing fourteenth needle in the ninth column) also perforated a previously undetermined plate made by etching using the second negative (see *Bulletin* 71/2009). A stamp originating from position 41 with a left margin and a guide mark, and from position 50 with a guide mark in the right margin.

I want to know about the above stamps even if they are not for sale (though I would love to buy them). For my ongoing reconstruction, I would welcome:

- information about the existing stamp (strip, block), or
- Xerox of this stamp, or
- a scan of this stamp,
- or a loan for inspection.

Because of this lack of larger blocks and vertical multi-strips, I must hope that by working together we can make further progress in specialized study examining hypotheses and subsequently obtaining proven results. It is probable that the printed panes were perforated with more than one perforating bar and you will not find the above-mentioned perforation deviations, or you will find them, but the stamps will not have come from plates 3 and 4. However, it is worth a try. Thanks also to those who inspected their stamps from these positions and found nothing.

Zdeněk Rákosník zdenek.rakosnik@seznam.cz, tel: 732 500 743

New Guide: Plate 8 of the 5 Haler Violet Dove

The manual for plate 8 of the 5 haler purple Dove has just been published by the authors J. Moravce and V. Sobota. Those interested can buy it for 100 Kč + postage from vlastimil.sobota@worldonline.cz. It will also be available for those interested at the autumn meeting.

Liberated Republic in *Filatelie* and in the LIBEREC 2019 Exhibition Catalog

During the years 2015 to 2018 a set of articles on the Hradčany issue was published in *Filatelie*. From September 2019, articles on the Liberated Republic will be published in a similar spirit.

The catalog of the LIBEREC 2019 National Exhibition published an article concerning OR trial prints which are analysed according to the modification of the design and the printing techniques used. The catalog includes a black print of PTV 5 with the theme of Mount Ještěd. The catalog has 80 pages and costs 200 Kč. Postage is the same when purchasing any number of catalogues 60 Kč. It may be purchased:

- 1) At aukro.cz via the "KlubFilatelieLBC" seller.
- 2) Via the e-mail address of Tomáš Pazderník (co-organizer of the exhibition): tom.pazdernik@seznam.cz
- 3) Or by invoice to the address: Tomáš Pazderník, Letná 562/43, Liberec 12, 46001.

Agriculture and Science 1920

We have printed M. Ceselka's reaction to E. Kolesar's article published in *Bulletin* 90 concerning the replacement of die strips on the 100 haler HaV (1920). I compared my blocks of HaV 200 haler dark purple and my photo library and came to the following preliminary conclusion:

- 1) I called my two torn panes plate 1 because the characteristic feature of position 12 is the so-called DVb2 (DV20) located at the top left above plate 2 in a complete printing sheet.
- 2) In my electronic photo library I have a complete 100 light purple pane. When I compared the typical and distinct flaws, I tried to find at least two unequivocally equal flaws on each line, so my conclusion would match the methodology you applied to 100 haler, is as follows: Rows were exchanged like this:

a-i, b-g, c-b, d-ch, e-e, f-a, g-h, h-c, ch-f, i-d.

- 3) Why did they do this not only for the 100 haler but also for 200 haler? When they disassembled printing forme, they logically exchanged both the 100 and 200, it makes sense – on both my blocks the stamp b4 has signs of damage to the lower third leaf above the book. One complete pane I have in electronic form has the same distinctive flaw. All three are dark purple. This error does not occur on the light purple complete PA (from my point 2). So this assumption leaves me to

believe that they first printed light purple in bulk, the so-called version A, the printing forme was disassembled, cleaned, and strips swapped, followed by the dark purple printing, the so-called version B. The catalog values dark purple 200 halér and dark green 100 halér as plus 50 percent, probably for their smaller release and scarcer occurrence.

M. Ceselka

Agriculture and Science Issue 1920

Supplementing Existing Knowledge: the 500 and 600 halér (POFIS 168, 169)

The printing plates were made using the classical photochemical method, i.e. by etching, as mentioned in [1] and [2]. For each denomination two plates were made from a common negative. This logically created common defects for both plates transferred from the negative - ie negative flaws and, of course, also flaws caused by etching – characteristic plate flaws for any given plate. Due to the lack of block material, I certainly did not locate out and determine all of them, but I believe that my knowledge will help other typographic collectors. I took the plate numbering from [2] and [3] and continued it. If I know the stamp position or plate, then I attach it to this data.

500 Halér Negative Flaws

Flaw 3 Position 47 Plate not determined

Plate a: Protrusion from the 5's curve. Projection on the upper frame above E (VEN).

Plate b: Protrusion from the 5's curve. Projection on the upper frame above E (VEN). Mark above ŠT in POŠTA.

Negative flaw



Plate flaw



Flaw 4 Position 34

Plate 1: Two protrusions from the 5's and another from its flag. Bump on the oval below the first zero.

Plate 2: Two protrusions from the 5's and another from its flag. Bump on the oval below the first zero. Notch in the left margin opposite the book. Bump on ribbon over S (SLOV).

Negative flaw



Plate flaw



Flaw 5 Position and plate not determined.

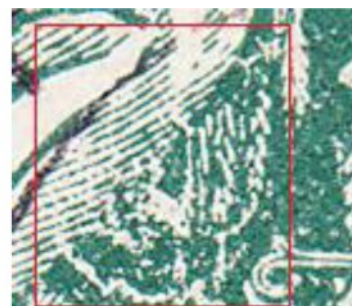
Plate a: Two bumps on the 5's curve.

Plate b: Two bumps on the 5's curve. A white smear on the shin of the right foot.

Negative flaw



Plate flaw



Flaw 6 Position 40

Plate 1: Marks above and below the 5's flag. Notch in left side of the oval's decoration. Gap in the book's page.

Plate 2: Marks above and below the 5's flag. Notch in left side of the oval's decoration. Marks in the oval's bottom.



Negative flaw



Plate 1 flaw



Plate 2 flaw

Flaw 10 Position and plate not determined.

Plate a: A large protrusion on the upper edge above the first zero and another right of the second zero.

Plate b: A smaller protrusion on the upper edge above the first zero and another right of the second zero. Rounded upper right corner.



Plate a




Plate b

Flaw 16 Position 84 plate not determined.

Plate a: Spot at the flower below Š in POŠTA. Mark in the right knee.

Plate b: Mark in the right knee.



Plate a flaw



Negative flaw

Flaw 22 Position 99 plate not determined.

Plate a: Gap in the oval above the second zero.

Plate b: Gap in the oval above the second zero and above it a notch in the upper edge.



Plate a





Plate b

Flaw 25 Position 54 plate not determined.

Plate a: Marks on the oval. Bump on the upper frame at the mouth of the horn.

Plate b: Marks on the oval. Bump on the upper frame at the mouth of the horn. Mark by the lower right corner.



Negative flaws

Plate b flaw

Flaw 29 Position and plate not determined.

Plate a: Mark under the 5's flag.

Plate b: Mark under the 5's flag. Notch in the left edge opposite the oval.



Negative flaw



Plate flaw

Flaw 35 Position and plate not determined.

Negative flaw: Mark in the 5. Bulge in the Č. Gap in a book's page.

Plate a: White mark in the book.

Plate b: Spot under the book.



Negative flaws



Plate a flaw



Plate b flaw

Flaw 35 [?] Position and plate not determined.


Plate a: Spot on the heel of the right shoe.

Plate b: Spot on the heel of the right shoe. Dot below first zero. Spot to the left of the book.

Negative flaw



Plate flaws



Flaw 44 Position and plate not determined.

Plate a: Dot in LO (SLOV).

Plate b: Dot in LO (SLOV). White bump on the ribbon under S (SKÁ).

Negative flaw



Plate flaw



Flaw 45 Position 98 plate not determined.

Plate a: Notch in the ribbon near Č. Spot in the tube. Spot right of the sheaf.

Plate b: Notch in the ribbon near Č. Spot in the tube. Spot on the first leaf on the book.



Negative flaws



Plate a flaw

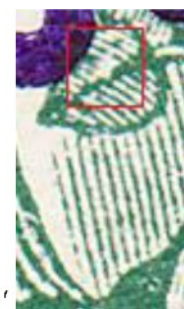


Plate b flaw

Flaw 49 Position and plate not determined.

Plate a: Spot by the ribbon. Spot above the heel of the right shoe.

Plate b: Spot by the ribbon. Notch in the upper edge above OV (SLOV).



Negative flaw



Plate a flaw



Plate b flaw

Flaw 53 Position and plate not determined.

Plate a: Spot in the sheaf above the knee.

Plate b: Spot in the sheaf above the knee. Spot right of the sheaf.

Plate a

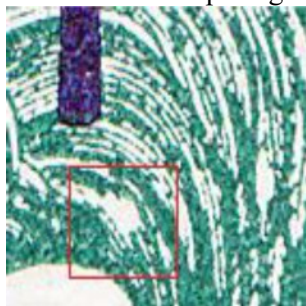
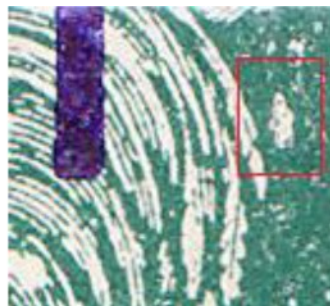


Plate b



Flaw 54 Position and plate not determined.

Plate a: Mark by the first leaf on the book. Bump on the 5's curve. (Like Flaw 3).

Plate b: Mark by the first leaf on the book. Bump on the 5's curve. (Like Like 3). Spot on the waist of the figure. Mark by the upper right corner.



Negative flaws

Plate flaws

Flaw 55 Position 81 plate not determined.

Plate a: Mark by the first ticket on the book.

Plate b: Mark by the first ticket on the book. Gap on edge of a page.

Negative flaw



Plate flaw



Flaw 68 Position 96 plate not determined.

Plate a: Smear over the curls on the right shoulder.

Plate b: Smear over the curls on the right shoulder. Bump on the ribbon under the LO (SLOV).

Negative flaw

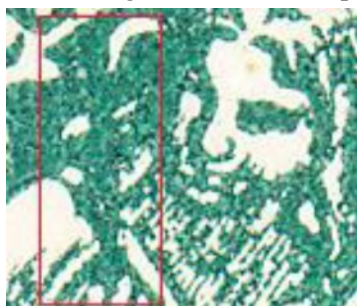


Plate flaw



Flaw 80 Position 4

Plate 1: Spot on the thigh under the sheaf. Smear on the the horn's cords.

Plate 2: Spot on the thigh under the sheaf. Smear on the second upper leaf.



Negative flaw



Plate 1 flaw



Plate 2 flaw

Flaws published in [2] and [3] for which I Determined Position and Plate

Flaw 8 Position 9 plate 1

Marks by the 5. Bump on the oval. Dot in the book by the buckle.

Flaw 9 Position 69

Notch in the first zero.

Flaw 12 Position 25 plate 1

Spot in the book. Sometimes a smear in the upper leaves.



Flaw 8



Flaw 9



Flaw 12 with transient flaw

Flaw 14 Position 14 Plate 1

Spots under the book and on the left shoe.

Flaw 19 Position 37 Plate 1


White mark under A in POŠTA.

Flaw 26 Position 38 Plate 1

Notch in E (ČES) and white mark below it.

Flaw 28 Position 55

Gap in the A in POŠTA.



Flaw 14



Flaw 19



Flaw 26



Flaw28

Flaw 30 Position 28 Plate 1

Notch in the upper edge. Spot in the sheaf above the hand.

Flaw 31 Position 28 Plate 1


Notch in the upper edge above the horn.

Flaw 32 Position 24 Plate 1

Mark on the left side of the book. Bump on the upper edge above the SL.

Flaw 39 Position 12

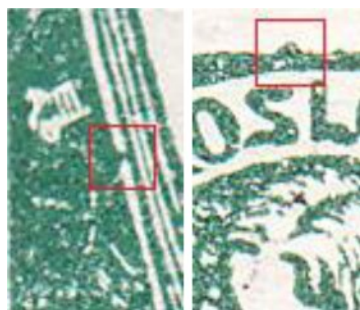
Bump on the 5 and oval. Bump on the upper edge above the oval.



Flaw 30



Flaw 31



Flaw 32



Flaw 39

Flaw 40 Position 17 Plate 1

Marks on top of the 5. Dot by the 1st book's first leaf.

Flaw 43 Position 23 Plate 1

Damaged S (SKÁ).

Flaw 48 Position 53

Spot at the upper leaves.

Flaw 52 Position 51

Line along the left edge.



Flaw 40



Flaw 43



Flaw 48



Flaw 52

Unpublished Flaws from [2] and [3]

Flaw 58

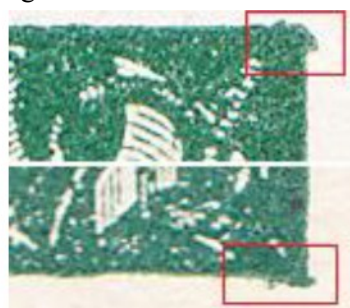
Deformed upper left corner.

Flaw 59

Projecting right corners.



Flaw 58



Flaw 58

Flaw 60 Position 82

Gap in page above the buckle.



Flaw 60

Flaw 61

Gap in page under the buckle.



Flaw 61

Flaw 62

Mark above the upper edge.



Flaw 62

Flaw 63

Dot right of the A in POŠTA.



Flaw 63

Flaw 64

Notch in Č (ČES).



Flaw 64

Flaw 65

Notch in Č (ČES).



Flaw 65

Flaw 66 Position 44

Notch in the left margin.



Flaw 66

Flaw 67

Spot by the flower below TA.



Flaw 67

Flaw 70

Smear on the second upper leaf.



Flaw 69



Flaw 70

Flaw 69

Smear on the second upper leaf.

**Flaw 71**


Smear on the first upper leaf.



Flaw 71

Flaw 72

Smear by the upper leaves.



Flaw 72

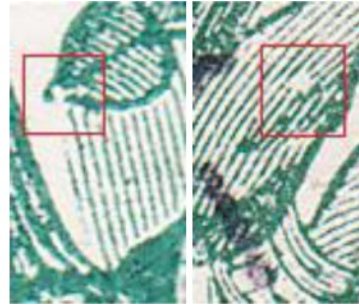
Flaw 74

White spot in the third upper leaf.

Flaw 74

**Flaw 75 Position 15 Plate 1**

Gap in the book's first leaf. Spot in the right thigh.



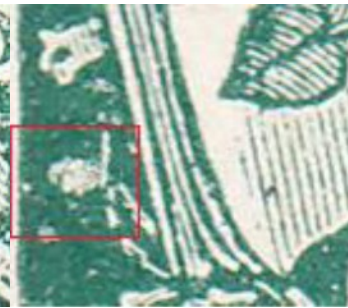
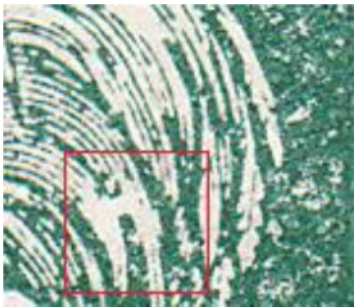
Flaw 75

Flaw 73 Position 10 Plate 1

White mark in the sheaf.

Sometimes a smear on the second upper leaf.

Sometimes a smear left of the book.



Flaw 73

Flaw 76 Position 100

Dot on the book.



Flaw 76

Flaw 77


Light at the bottom left of the book.

Flaw 82 Position 91

White dot in the lower left corner.



Flaw 77



Flaw 81

Flaw 81


White spot at the beginning of the sheaf.

Flaw 84

Stain in the left thigh.



Flaw 82



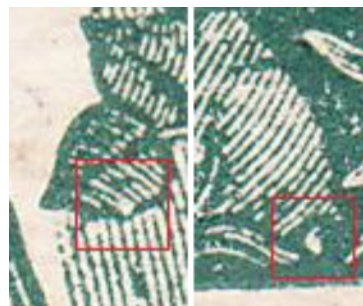
Flaw 84

Flaw 85

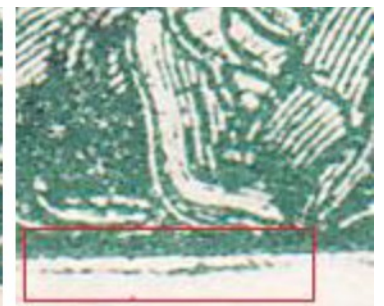
Spot on the book's first page and under the left knee.

Flaw 86

Double lower frame under the right shoe.



Flaw 77

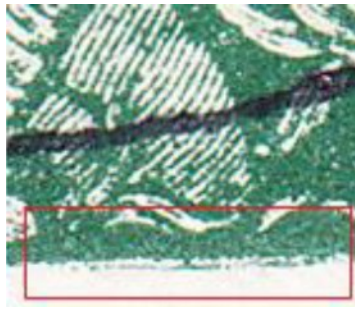


Flaw 81

Flaw 87


Double lower frame under the left knee.

Flaw 87

**Flaw 88 Position 6**

Dot in plant decor between shoes.

Flaw 88

**Flaw 89 Position 30 Plate 1**

Spot in the sword. Sometimes a smear by the book.



Flaw 89

**Flaw 90**

Broken stem left of the sword.



Flaw 90

Flaw 91

Upper edge projection.



Flaw 91

Flaw 92

Mark on the oval's decoration.



Flaw 92

Flaw 93

Spot between the second and third upper leaves.




Flaw 93

Flaw 94

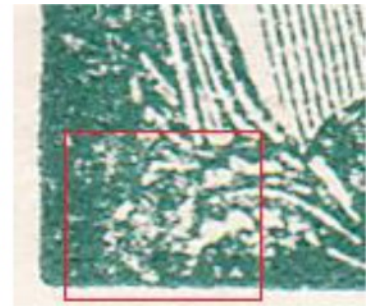
Smear on the book.

Flaw 95

Smear under the lower left corner of the book.



Flaw 94



Flaw 95

Flaw 96 Position 86


Increase on the 1st ticket in the book.



Flaw 96

Flaw 97 Position 83

White dot in the lower left corner.



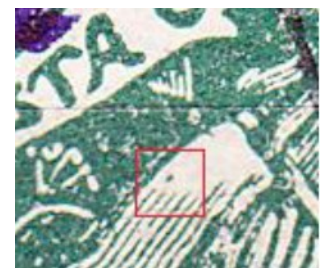
Flaw 97

Flaw 98 Position 36 Plate 1

Point in the right arm.




Flaw 98



Flaw 99

Flaw 100 Position 36 Plate 1

Gap in the right shoe.



Flaw 100

Flaw 101 Position 97

Spot left of POŠTA.



Flaw 101

Flaw 1 Position 1

Dots in and below the oval.



Flaw 1

To be continued.

Literature:

- [1] *Monografie čs známek 2. Díl*
- [2] Články pana Jindřicha Láta ve *Zpravodajích* č. 38 a 39
- [3] *Studie p. Žampacha a spol. z roku 1988*

Emil Kolesar

Contents *Bulletin* #93

Invitation to the Knihtisk Autumn Meeting on 30 November 21 in Prague	2
Subscription Payment	2
Hradčany 30 Haler Purple – Die in the Eighth Column Exchanged	3
50 Haler Hradčany – Arch Types Make Interesting Entires	3
Request for Help with the Liberated Republic 50 haler Green	4
New Guide: Plate 8 of the 5 Haler Violet Dove	5
Liberated Republic in <i>Filatelie</i>	5
100 Haler Agriculture and Science 1920	5
500 Haler Agriculture and Science Issue 1920	6

If you do not receive Newsletter 92 by 20 February 2020, please write to the address below. The deadline for contributions is 31 January 2020

The newsletter of the Society of Collectors of Czechoslovak Typographic Stamps is not-for-sale printed matter issued for the internal use of members of the Society. It is issued irregularly, but at least twice a year. The members of the Society are responsible for editorial changes and participate in the preparation. The authors are responsible for the content of their articles. It does not undergo proofreading. Manuscripts, articles, comments and new discoveries or other correspondence should be sent to: Josef Chudoba, Křížová 1614/8, 463 11 Liberec 30, Phone: 603 472 395, e-mail: josef.chudoba@tul.cz.

This English language version was prepared by Mark Wilson FRPSL. It has not undergone proofreading.

mark@knihtisk.org