



THE BULLETIN **The Society of Collectors of** **Czechoslovak Typographic Stamps**



No. 80

2014



Translator's Notice

In the interest of sharing the hard-won information found in the *Bulletin*, the Typographic Collectors Society agreed to my translating and posting them on the Typographic Study Group's website: <https://knihtisk.org/09-group/group.htm>. Readers should carefully consult this notice to insure an understanding of how the translations were accomplished and what their shortcomings might be. In addition to the translated copies of the *Bulletin*, a topical index to the *Bulletin* also appears on the Typographic Study Group's website.

My translations of the *Bulletin* began with the then current issue (#94) and worked backward. Issues published after #86 were fully translated including sections concerning the operation of the Society and most advertisements. Many well-known Czech philatelic abbreviations were translated to their full English equivalents (ZP – position, TD – plate, and so on).

Bulletin 86 (and earlier issues) do not contain non-philatelic information (Society business and advertisements). Readers seeking that information are directed to the Czech and Slovak language originals. In addition, common Czech philatelic abbreviations have not been translated. When the first instance of an uncommon abbreviation is encountered in an article, a translator's note will indicate its meaning (if known).

Because of the press of time, translations have been carried out using Google Translate. While reasonable attempts have been made to insure the integrity of these translations, errors have likely occurred. Readers should note that the translations have not been proofread. Note also that active hyperlinks and email addresses are a soft grey, not the standard blue.

Mark Wilson mark@knihtisk.org

Contents *Bulletin* 80

New Study: 5 Haler Blue Plate 2	3
An Interesting Finding (80 Haler Hradčany)	3
Specialized Handbook of Postcards Imprinted with the 50 Haler Liberated Republic	3
Hradčany Stamps on Postal Stationery	4
Osvobozená Republika 100 Haler –VN on ZP 30 (continued)	6
Liberated Republic 50 Haler Green: Further Flaws	7
Corrections of MUCHA on the 10 Haler Express Stamps	7
Help Request (Falcon in Flight)	9
Retouched Falcon in Flight 5 Haler (NV 2)	10
List of Older Studies Published by the Typographic Society	13

New Study: 5 Haler Blue Plate 2

The 5 haler in blue from TD 2, which collectors called over-etched, is one of the least popular. The reason is both the appearance of the stamps (compared to stamps from other TDs they have larger white areas and thus are less legible), their small occurrence related to the short period of use of this TD, and last but not least the fact that their separate study has not been prepared.

Recently the entire pane has been reconstructed on the basis of the obtained archive. Because we assume that this third reasons will change the collectors' view of these stamps, the study is processed (similarly to all previous studies of Holubice 5 h stamps) comprehensively, ie with verbal descriptions, plotting DV and R details, and including the usual register.

Those interested can order the study at Jaroslav Moravec, Krynická 494, 181 00 Prague 8. The price of a 65-page study in The A4 format is 120 Kč, and A5 70 Kč. Postage is additional to the price.

Jiří Kašpar and Jarda Moravec

An Interesting Finding (80 Haler Hradčany)

While viewing and adding to my Hradčany stamps I came across a plate flaw on the 80 haler 1/18 overprinted DOPLATIT. It is this overprint that obscures a full view of the flaw that appears for only part of the release (NČN). I hereby invite a collector who owns a better identical specimen that show this interest to let us know. Thank you for all those interested.

Jiří Krňák



Specialized Handbook of Postcards Imprinted with the 50 Haler Liberated Republic

A study of CDV 24, 25, 27, 28 and 29 postcards with the motif of the 50 haler Liberated Republic is currently being completed. The handbook was created thanks to the collection and notes of Mr. Zdeněk Chvosta, who collected these postcards for many years and obtained this unique collection. Unfortunately, Mr. Chvosta died in 2012 without completing his study of postcards in the form of a study or a monographic work. Mrs. Jiřina Chvostová, asked me to compile this study from his written notes and data to leave an eternally bright memory of this great philatelist.

The study comprehensively distinguishes individual postcards into variants according to differences:

- plate defects on the stamp,
- plate defects of the coat of arms,
- interruption of lines on the postcard.

With the help of these characters it is possible to distinguish practically every variant of the postal stationery of any set and subsequently enables a detailed study of these postcards. The publication mentions the negative flaws which occur on the original OR 50 haler stamps because the dies were created by cutting up clichés. For this reason, they are also on the relevant postcards. A big novelty is the distinction of postcards according to the plate defects, which are very helpful in determining the variants of postcards CDV 28 and CDV 29. Newly defined types and subtypes of postcards can be distinguished according to characteristic variants. Knowledge of them significantly increases the speed in determining the type of entire. Another way of distinguishing postcards is according to the interruption of individual lines. The work provides instructions for quick resolution of postcards.

The actual resolution of the stationery is made possible thanks to the Excel spreadsheets, which form an electronic appendix to this study. The electronic attachment has the main advantage in enabling filtering, where it is possible to filter out the correct combination of plate flaws, the type of stamp, and especially according to the distance of line interruptions. You will mainly use filtering in tables when studying the CDV 28 postcard where many hundreds of variants are described. The manual is published on CD, because the relevant tables are quite extensive and it is practically impossible to print them. The tables are in xls format and can be opened using Excel software. The price of the CD is 160 Kč and it is possible to order it from the editor of the *Bulletin*.

Josef Chudoba

Hradčany Stamps on Postal Stationery

At our meeting on March 16, 2013, it felt like "Sokol Meeting in the Liberated Republic with the Dove". By that I mean that collectors of Hradčany were present there in small numbers. In addition, there are defectors among us, who, when all the Studies for the Reconstruction of Hradčany Printing Plates have been completed, are also involved in other typographic issues. This is good, because due to the number of plates just for the Sokol in Flight, studying gives fun for life.

However, it is also possible to continue with the Hradčany stamps. I do not mean only the deepening of the knowledge and the correction of the published Studies, although even there it is possible to do that. I am thinking of a study of the context between stamps printed on postal stationery and postage stamps. There would certainly be many more interesting things. Suffice it to recall that the discovery of the 15 haler plate 7 actually started with the study of stamps on postcards when comparing the ZP 78 with the known defect *two gaps in the oval*. Compare the picture.



Postcard for Comparison.



ZP 78 Plate 5.



ZP 78 Plate 7.



ZP 78 black print from Postal Museum.

However, that is not all for this value. So far, 97 plate 7 positions have been assigned as dies for postcards. In addition, there are about 50 other postcards with various stamps, which cannot be assigned to this printing plate. This means that there was necessarily another printing plate, ie in the order of plate 8, which was cut into stamps for printing stamps on postcards. The assignment could be done using trial and manipulation prints from this value. It does not always have to be a black print on white paper as in stamp box 78, which is known. It is enough to print on waste paper, as in the next picture, where the background print is a stamp of 5 haler first design and then imprint from plate 7 on it.

And another interesting fact. The 15 haler postcards (CDV 14 and CDV 15) have the monogram ČSR above the centre line. However, this monogram is in two embodiments. On all 97 postcards with stamp from plate 7 is a type that was used for 10 haler postcards of the so-called Prague print (CDV 7, CDV 8, CDV 9), which had a distinctive vertical upper foot for the letter Č. This monogram was later replaced by a new one without this distinctive foot for the letter Č. It is interesting that for postcards for which the stamp cannot be assigned to plate 7 have only the monogram of Czechoslovakia without a foot on the Č.



Plate 7 Printer's waste.



Examples of the Monogram.

The situation is similar for postcards with a 20 haler fifth design stamp is printed (CDV 18, CDV 19, CDV 21 and CDV 22). There are known postcards on which stamps are printed from a plate, the black print of which is stored in the Postal Museum in Prague (plate 3). However, there are other postcards whose stamp cannot be assigned to any of this plate's positions. Thus, there had to be another printing plate (ie plate 4.), which was also cut into individual blocks and used to print stamps on postcards.



Plate 1.



Plate 2.



Postcard



Black Print.


The above pictures show an example of a typical plate defect, an interrupted arc under the 6th leaf, which is in ZP 8 of both printing plates, as well as on postcards and black print from the Postal Museum.

For postcards CDV 18 and CDV 19, above the middle dividing line is the monogram of Czechoslovakia without a significant upper on Č. For CDV 21 and CDV 22 postcards, there is a character above the centre dividing line.

Stamps of the fifth design were also used in the so-called large postal stationery (address cards, telegrams). Here the situation is a bit more difficult, because they occur less often than postcards and are also many times more expensive. Today, however, the possibilities of scanning stationery and sending them electronically is just a matter of establishing cooperation. And if the Hradčany people do not have them directly, then collectors of postal stationery certainly have them and in my experience they are willing to send scans. Sometimes it is also possible to buy cuts of address cards with a printed 10 haler fifth design stamp (CPP 4, CPP 5, CDP 5, CDP 6) at exchange meetings quite cheaply. The situation is worse for travel abroad, there is probably a need to look for cooperation. The same situation is with the telegram on account (CTU 1). And a small note. In the *Czechoslovak Postal Stationery Catalog 1918-1992*, published by Pofis, stationery are distinguished according to the language version, the monogram or emblem, the selling price, and others things, but not according to the printed stamp. A shame.



Domestic Address Card.



Foreign Address Card.

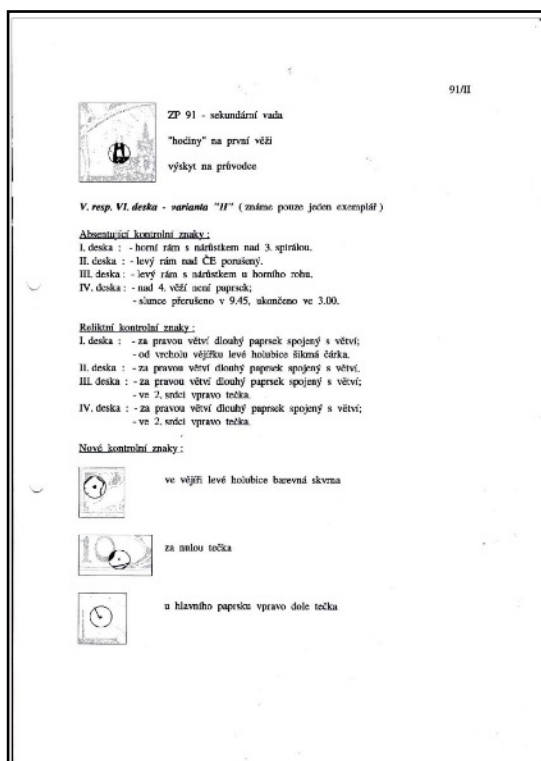


Telegram on Account

Trial and accompanying prints are also good for studying stamps, not only on postal stationery. Here, however, it is necessary to distinguish between manipulation prints, ie waste paper that was created during printing and what I call commercial that was produced at the request of the Club of Czech Philatelists, for which 125,000 sheets were supposed to be printed. But it is also interesting.

So far, I have mentioned stationery with a fifth design stamp but there is also stationery on which a first design 10 haler was printed. This value is the so-called stationery of the so-called Prague release printed Czech Graphics Union: postcards, money orders and postal vouchers have this value. The stationery printed in Vienna has a different drawing of the stamp and therefore cannot be compared. This is especially true of the sticker [? – Translator].

I intentionally mention this stamp on postal stationery last, although according to the time of issue it should be mentioned first. This is because the pair of philatelists, Mr. Bohdan Krampl and Radek Nikl, dealt with the issue of the relationship between the postage stamp and stamps on postal stationery for this value. In 1997, they published the handbook *Hradčany 10 Haler First Design Secondary and Common Defects on the Prague Printing of Postal Stationery*. They compared all Plates 3 and 4's 12 secondary flaws and 3 common flaws in *Monografie 1* and said there were likely 2 more plates.



The whole study is on loose leaves so that further identified positions can be added. The authors try, at least where they had a large amount of postal stationery, two divide the stamps into two categories, ie TD 5 and 6.

I do not know if any of our members have this study, I have worked with Bohdan a lot and so he has given it to me, as well as the "Study of the 10 heler", which is different from the studies that we publish. Due to its processing, it can be a model or an aid for others interested in studying the relationship between postage stamps and the stamps on postal stationery. I couldn't resist and illustrated one page here. I hope I didn't infringe on the copyright.

If any of our members, especially a younger one, is interested in this article and would like to study Hradčany in this direction, I will be happy to help. In any case, it's fun or a job for many years.

According to my information, a similar issue with the Osvobozená Republika was addressed by the Písek collector Zdeněk Chvosta. I do not know how far he has progressed and whether he has any followers.

I would also like to use my space and ask for help in completing the reconstruction of plate 7 of the 15 h Hradčany. I need positions 24 and 38 to complete it. I am prefer imperforate and cancelled stamps. I also welcome any offer of perforated or mint. I will buy or exchange other positions.

Hamr František

Osvobozená Republika 100 Haler –VN on ZP 30 (continued)

In *Bulletin* 78/2013, a study of flaws in the ZP 30 stamps was published. In an attempt to classify my stamps, I was unable to assign any of the above variants to the relevant printing plate.

However, I was able to use strips to describe the defects on the adjacent stamp fields. I would like to publish this information for possible further use.

Gaps in Říp:

Variant 2:

- ZP 40: VN + DVN + interrupted 2nd vertical shading under the waist,

Variant 3:

- ZP 29: for part of the release, coloured dot in belt,
- ZP 28: without DVN + without retouch,

Variant 4:

- a) ZP 29: nothing,
- a) ZP 28: DVN retouch + unverified left frame retouch,
- b) ZP 29: interrupted hem of the skirt to the right of VHB + interrupted left leaf of the bush under Říp,
- b) ZP 28: without DVN + without retouch,

Variant 6:

- ZP 29: nothing,
- ZP 28: without DVN + without retouch + connected OV in SLOV,

Variant 8:

- ZP 40: VN + DVN,

Variant 10:

- ZP 29: nothing,
- ZP 28: DVN retouch,
- ZP 40: retouch DVN var. 3,

Variant 14:

- ZP 29: nothing,
- ZP 28: without DVN + without retouch,

Variant 17:

- ZP 40: VN + DVN + left thumb interrupted by a colour spot,

Variant 19:

- ZP 20: nothing,
- ZP 29: nothing,
- ZP 28: DVN retouch,

TD 12 ? : Retouch

- ZP 29: white notch from the white margin line into the grass to the left of the sole of the right foot,
- ZP 28: DVN retouch + colour dot on the outside of the right frame above the right digit 100,
- ZP 40: retouch DVN variant. 2.

Zdeněk Rákosník

Liberated Republic 50 Haler Green: Further Flaws

TD 2

Through a careful study of a larger number of stamps, originating from TD 2 OR 50 haler green, I found other defects (SDV, or, TV), helping to determine the individual ZP of TD 2,

ZP 38:

- a) notch in the left frame from the outer diet 7.9 mm from the upper edge (about SDV) - saw 7x,
- b) colour point on the outside of the right frame 2.4 mm from the bottom edge (about SDV) - I saw 6 times,
- c) a protrusion from the outer arc of the right digit 5, later connected by a thin line to zero (probably TV) - I saw 3 times,

ZP 52:

coloured spot in the palm of the right hand (probably SDV) - I saw 3 times,

ZP 72:

white protrusion from the right foot of Kriváň (probably SDV) - I saw 3 times,

ZP 76:

colour point on the outside of the forearm of the left zero (about SDV) - I saw 3 times,

ZP 77:

colour point in the upper white margin line 0.8 mm from the right margin (probably TV) - saw 4x (due to printing it interrupts the whole white border line - seen 2x),

Stress bar behind ZP 60: white scratch in the shape of the letter "X" - saw 3x.

Zdeněk Rákosník

Corrections of MUCHA on the 10 Haler Express Stamps

MUCHA signature retouches similar to those known for the NV3 and NV5 stamps were apparently also performed on the S3 stamps. On ZP 18, 28, 29, 48, 49, 57 and 67 of TD 1 the signature is considerably truncated. On the same stamp fields for TD 2 there are obvious differences in the drawing of individual letters. The standard form of the MUCHA signature is as follows:

Standard Form



On Plate 1



ZP 18



28



29



48



49



57



67

Plate 2



ZP 18




28



29



48



49



57



67

The change in the shape of the letters is undoubted, the characteristic feature is mainly the white space above the bar in A, which is embedded in the other stamp fields.

The control characters of the individual positions are as follows:

ZP 18

TD I - Point above the upper frame above L. 2 points in the middle part of the wing on the left under Č and E. 1st ticket of the right middle sprig with a point and connected with the 2nd ticket. Point in the 3rd ticket to the upper left of the sprig.

TD II - Point in the lower part of the wing on the right against V. Point in the body of the right dove under O (SKO)



TD 1



ZP 18

TD 2



TD 1



ZP 28

TD 2

ZP 28

Negative defect: Broken stem of the left middle sprig.

TD I - Point on the neck of the right dove. The white spot connects the 3rd flower with the lower frame.

TD II - Combined 1st and 2nd ticket of the right middle sprig. 1st ticket of the upper right sprig connected with a fan. Notch in the lower frame under the 5th arch and a clearance above it.

ZP 29

TD I - Increase on the upper frame above O (SKO). 1 to 2 points at the right frame above the lower corner. Point in the middle of the wing to the right below L.

TD II - Interrupted 3rd ticket of the left middle sprig. Points to a comma at the right frame against the lower ripple. Point in the body of the left dove. Point in the middle of the wing to the left below the ES. 2 protrusions from the lower arch Š against each other (on part of the load).

ZP 48

TD I - Increase on the upper frame above S (SLO). Big point in the 4th ticket left middle sprigs. Dot in the fan of the left dove.

TD II - Point in O (SKO). Broken white outline of zero at 12.00.



TD 1



ZP 29

TD 2



TD 1



ZP 48

TD 2

ZP 49

TD I - Increase on the upper frame above Č. Points at the right frame above V and E. Point in the 2nd ticket of the upper right sprig.

TD II - Point above the upper left corner and in the neck of the left dove.



TD 1



ZP 49

TD 2

ZP 57

TD I - Spot in the 4th leaf of the upper left sprig. A comma on the back of a left dove. Point in the 3rd and 4th leaf of the left middle sprig. Point and spot in the middle of the wing to the right below the SL. Zero has a protrusion at 9:15 and a notch in the shading at 1:00. Above zero white spot.

TD II - Comma above the upper left corner. Broken stem of the lower left sprig.

ZP 67

TD I - Left frame interrupted above Š and below the upper corner, a comma at this interruption. Point on the back of the left dove. Comma in front of cut off MUCHA.

TD II - Point in the upper part of the wing on the left under S. Interrupted stem of the 3rd leaf of the upper right sprig (Sometimes).



TD 1

ZP 57



TD 2



TD 1

ZP 67



TD 2

E. Kolesar

Help Request (Falcon in Flight)

While studying the NV 7 falcon 50 haler stamps, I came across an interesting fact that I cannot confirm with certainty due to the lack of material. Specifically, this is ZP 3 from the 3rd printing plate, where there is originally a defect - stain in the background lines below the TA. (see Fig. 1) This defect was later unsuccessfully retouched (Fig. 2) together with a known defect on ZP 2 - Tuft on the falcon's head. However, I have now found stamps so I believe this defect has been retouched a second time (see Figure 3). Apart from the mentioned defects and retouches, this stamp field is difficult to identify. The control defect is only a small protrusion on the letter V of the inscription SLOVENSKÁ (Fig. 4) and so this second retouch cannot be confirmed with absolute certainty.




Fig 1.

Fig. 2.

Fig. 3.

Fig. 4.

That is why I turn to other typographic collectors to see if anyone has this defect - retouching in a tape or block, so that its affiliation can be definitively determined.

Thank you in advance for every report.

Emil Kolesar
Dukelských hrdinů 401
407 21 Česká Kamenice
Tel. 734 757 897
E-mail. Emil. Kolesar@email.cz

Retouched Falcon in Flight 5 Haler (NV 2)

In addition to the retouching of negative and matrix flaws, about which my colleague Jiří Krňák has begun to inform, other retouches were carried out on damaged stamp fields. Due to the long period of use of some plates, defects arose in some positions that had to be repaired. In the same way, the production of a record number of plates naturally created imperfections that had to be repaired before printing. Retouches are relatively numerous and are described in the study of this value. Only the most striking ones are selected here:

See translator's note at end of article.

ZP 1 TD N1 M1 - Retouch of the 4th triangle, letters POŠT and background lines, especially at the neck, was performed on an unknown TD from the 1st matrix. Control defects: Point in the wing on the right and in L (SLO).

ZP 4 TD N3 M2 - An unknown defect was retouched on an unknown TD from the 2nd matrix, the lower part was wings on the right and right sides of the tail. The control defect is VM - closed 2nd pin feather of the wing on the left.

ZP 5 TD 14-27 - It is a retouch of the upper left corner. The left part of the 4th triangle and the 1st pinfeather were retouched. The control defect is a spot in the 12th feather of the wing on the right.



R 1 / N1 M1



R 4 / N3 M2



R 5 / 14-27



ZP 6 TD 2-36 - Retouch of the right arrow and background lines above it up to the right wing. (Retouching was probably performed on the TD only during printing after unknown damage to the board.) The control defect is VM - bulge above Š and often a point in T (ŠTA).


ZP 9 TD za - The 5th triangle was retouched on unknown TDs from the 1st matrix (marked za). An unknown flaw in the hatching was fixed. Control defect: Point in Š.



R 6 / 2-36



R 9 / za



ZP 10 TD za - The 4th triangle was retouched on unknown TDs from the 1st matrix (marked za). An unknown flaw in the hatching was fixed. Control defect: point below the right sheet.

ZP 10 TD N2 M2 - On an unknown TD from the 2nd matrix there is a retouch of the entire upper edge and background lines under the POŠ. Control defect: White spot in O (POŠ).



R 10 / za



R 10 / N2 M2

ZP 10 TD N4 M2 - On an unknown TD from the 2nd matrix there is a retouch of an unknown defect in the wing on the right. The 7th to 9th pin feathers were retouched and the spots remained in 10th and 13th feathers.


ZP 14 TD 2 semicircle made of PR - White spot in the 4th triangle was retouched at a later stage of printing. Control defect: Point on the 3rd line of the background below OŠ.



ZP 10 TD N4 M2




ZP 14 TD 2




ZP 19 TD 3 Retouch of background lines behind the head. Control flaw: Notch in the 6th triangle.

ZP 20 TD Podél, půl kr z PR- Disturbing coloured spots around the upper right corner apparently resulted in retouching of the upper corner. Control defect: Point in P (POŠ).



ZP 23 TD 2 R 23/ 2 půlkruh z PR - Long broken line background at the left arrow. Later retouched by adding metal and subsequent piercing. Control defects: Interrupted 1st pinfeather of the wing on the right and a point on the 2nd pinfeather.



R 19/3



R 20/ Podél, půl kr z PR [I am unable to translate this -trans.]



R 23/ 2 půlkruh z PR [I am unable to translate this - trans.]

ZP 28 TD III - Retouch of the upper part of the wing on the right and lines of the background above it, lines above the head and lines below ŠT.

ZP 45 TD 9 PR - Retouch of the whole wing on the right.



R 28/3



R 45/9 PR

ZP 45 TD N7 - On an unknown etched TD is a retouch of a spot above P (POŠ) extending into the 4th triangle. Control defect: Interrupted lower contour of the wing on the right in the 18th pinfeather.

ZP 61 TD 7zLR - Retouch of the whole right half of the tail.



R 45/N7



R 61/7zLR

ZP 61 TD N3 M2 - On unknown TDs from the 2nd matrix are retouched deformed background lines at the left arrow. The control defect is VM: Point on the inner drawing of the right wing.

ZP 69 TD 12PR - White spot in front of P (POŠ) interrupting the 4th triangle, was later retouched. Control defect: Broken right sheet.



61 TD N3 M2



R69/12PR

ZP 94 TD 6-25 - Retouch of background lines under the left wing and retouched Á (SKÁ) and its surroundings, including the right lower spiral.

ZP? TD NN - Retouch of the left wing and adjacent areas on an unknown ZP and an unknown TD. In *Monografie* Part 4 is marked IV R.



R 94/6-25



IV R

ZP 73 TD Some 1926,27 from the 2nd matrix - Retouch of the wing on the right and adjacent areas: Heavily damaged inner drawing. Changed drawing of the pinfeather, the 6th triangle and especially its decoration.



R 73 / some 1926.27

Emil Kolesar

See *Bulletin 79* for an explanation of the nomenclature used in this article.

Translator.

List of Older Studies Published by the Typographic Society (continued from Bulletin 77, 78, and 79)

- 56 Hamr F., Ryvola Z. Hradčany 15 hal. TD 3 to 6 120 CZK
- 57 (54) Moravec J. Osvobozená republika 150 hal. 110 CZK
- 58 (55) Ryvola Z. Hradčany 15 hal. TD 7 90 CZK
- 59 Paděra K., Moravec J., Kašpar J. Holubice 5 halls blue, TD1 70 CZK
- 60 Paleček B. Liberated Republic 100 halls, TD 5 50 CZK
- 61 Moravec J. Postage due 1919 - 2000 halls 60 CZK
- 62 Ryvola Z. Legionářské 50 halls. 70 CZK
- 63 Hroch F. Liberated Republic 40 hal. TD 10 70 CZK
- 64 Moravec J., Kašpar J., Paděra K. Holubice 5 halls TD 3 70 CZK

Most of these studies were published not only by our Society, but also as a private press.

However, the authors of our group are very diligent researchers and have published many handbooks only for their friends, and only a short note has appeared on the Newsletter website. The Newsletter would also like to make a list for these handbooks so that collectors have information on the current state of knowledge. Manuals will be presented for each issue, with the author and title of the study.

If any of the manuals are not listed, please inform the author of this information and an addendum will be made in the next *Bulletin*.

Hradčany

Hamr F., Škaloud J. Handbook for Hradčany collectors

Handbook for collectors Hradčany II. part, Stamps with Opt SO 1920, Airmail, Red Cross, Postage due stamp

Handle for collectors Hradčany III. part, VII. printing plate worth 15 pennies and less common integrity

Krampl B., Nikl R.

Hradčany 10 hal. I. drawing of a study of secondary and common defects on postal stationery of the Prague press

Michalík J.

The right bar on the stamps of the issue "Hradčany" of drawing e) and its deviations.

Škaloud J.

Hradčany partition types

Legionářské

Ryvola Z.

15 h gray-green reconstruction of the partition sheets of the 1st - 2nd printing plate

25 h brown reconstruction of the partition sheets of the 1st - 2nd printing plate

Continued with further publications next time

JCh.

The *Bulletin* of the Society of Collectors of Czechoslovak Typographic Stamps is not-for-sale printed matter issued for the internal use of members of the Society. It is issued irregularly, but at least twice a year. The members of the Society are responsible for editorial changes and participate in the preparation. The authors are responsible for the content of their articles. It does not undergo proofreading. Manuscripts, articles, comments and new discoveries or other correspondence should be sent to: Josef Chudoba, Křížová 1614/8, 463 11 Liberec 30, Phone: 603 472 395, e-mail: josef.chudoba@tul.cz.

This English language version was prepared by Mark Wilson FRPSL. It has not undergone proofreading.

mark@knihtisk.org