



THE BULLETIN **The Society of Collectors of** **Czechoslovak Typographic Stamps**



No. 75

2011



Translator's Notice

In the interest of sharing the hard-won information found in the *Bulletin*, the Typographic Collectors Society agreed to my translating and posting them on the Typographic Study Group's website: <https://knihtisk.org/09-group/group.htm>. Readers should carefully consult this notice to insure an understanding of how the translations were accomplished and what their shortcomings might be. In addition to the translated copies of the *Bulletin*, a topical index to the *Bulletin* also appears on the Typographic Study Group's website.

My translations of the *Bulletin* began with the then current issue (#94) and worked backward. Issues published after #86 were fully translated including sections concerning the operation of the Society and most advertisements. Many well-known Czech philatelic abbreviations were translated to their full English equivalents (ZP – position, TD – plate, and so on).

Bulletin 86 (and earlier issues) do not contain non-philatelic information (Society business and advertisements). Readers seeking that information are directed to the Czech and Slovak language originals. In addition, common Czech philatelic abbreviations have not been translated. When the first instance of an uncommon abbreviation is encountered in an article, a translator's note will indicate its meaning (if known).

Because of the press of time, translations have been carried out using Google Translate. While reasonable attempts have been made to insure the integrity of these translations, errors have likely occurred. Readers should note that the translations have not been proofread. Note also that active hyperlinks and email addresses are a soft grey, not the standard blue.

Mark Wilson mark@knihtisk.org

Contents *Bulletin* 75

15 Haler Hradčany - Eight Plates	3
20 Haler Type II Dove – ZP 32 Retouch – A Discovery After Almost 90 Years	4
40 Haler Liberated Republic TD 3	5
50 Haler Green Liberated Republic – TD 1	6
50 Haler Green Liberated Republic – TD 1 Marks	8
50 Haler Green Liberated Republic – Plate Production Sequence	11

The *Bulletin* of the Society of Collectors of Czechoslovak Typographic Stamps is not-for-sale printed matter issued for the internal use of members of the Society. It is issued irregularly, but at least twice a year. The members of the Society are responsible for editorial changes and participate in the preparation. The authors are responsible for the content of their articles. It does not undergo proofreading. Manuscripts, articles, comments and new discoveries or other correspondence should be sent to: Josef Chudoba, Křížová 1614/8, 463 11 Liberec 30, Phone: 603 472 395, e-mail: josef.chudoba@tul.cz.

This English language version was prepared by Mark Wilson FRPSL. It has not undergone proofreading.

mark@knihtisk.org

15 Haler Hradčany - Eight Plates

Years ago I wrote in the *Bulletin* about plate 7 of the 15 haler Hradčany. Since then, I have managed, without a single stamp field [?- translator], to put together a reconstruction of this plate, so I want to return to it. At our last meeting (March 19), I also saw several younger faces, so I think it will be interesting for them to revive some interesting things for this denomination.

The fact that eight printing plates necessarily had to be, even though we still know only seven plates were used to print stamps, is evidenced by the imprints of this stamp on postcards. So far we have documented the use of 97 positions from plate 7 (by directly determined individual ZP - we are missing ZP 22, 37, and 55) and about 60 ZP coming demonstrably from another printing plate. Here we most likely have (according to some typical deviations, which are also for other printing plates) four positions.

Thanks to the fact that a black print from TD 8 comes from ZP 78, on which there is a significant defect - the interrupted lower part of the oval of the value tablet – allows us to compile a probable order for the production of plates plates. The pictures show stamps from this stamp field from all printing plates. Not all of them have this defect.

The occurrence of this defect can be divided into three groups of damage:

- Oval undamaged TD 1 and 4.
- Indication of damage to the oval TD 2 and 3.
- Oval damaged TD 5 to 8.

According to this damage, which must have occurred in the glass negative from which the printing plates were derived, the procedure of production of individual printing plates can be determined as follows: 1, 4, 3, 2, 5 to 8. However, this time sequence does not correspond to the repairs performed on the individual printing plates. This can be seen from the following overview.

- Repair of the type II 4th spiral on TD 1, 2, 7, and 8.
- Reduction of the fan of the right dove TD 1, 2, 5, 7, and 8.
- Repair of the type II left bar on TD 1, 2, and 7.
- Retouch of the 5th spiral on ZP 36 only for TD 1, 2, and 7.

It is possible to mention some other defects, which also occur only in some printing plates.

- White dot in the number 1 only for TD 1 and 7.
- Line at the right frame on ZP 49 only for TD 1, 5, and 7.
- Line at the right frame on ZP 62 only for TD 1, 2, and 7.



It is indisputable that the 15 haler is the most interesting stamp of the Hradčany issue. It can be seen from the above that its study is far from complete and will require a follow-up. This has to do with the young faces at our last meeting. So far, they have the opportunity to use the experience of the still living authors of the Studies for the reconstruction of panes, because not only the value of 15 hours is interesting, it is only the most explored.

And finally a request. If any of our members is interested in helping me complete the reconstruction, ie the exchange of stamps from TD VII, I can offer both used, imperforate and perforated, as well as mint in the basic colour shade of brick red, as well as in the shades of brown-red and red-brown. I am mainly looking for ZP 24 and 38 for my collection.

Hamr František

20 Haler Type II Dove – ZP 32 Retouch – A Discovery After Almost 90 Years

All collectors of the 20 haler type II Dove know a typical defect of stamps from ZP 32 printed from galvanoplastic plates (TD). It looks more or less the same on all panes printed from about 44 TDs, made according to the 1st, 2nd or 3rd matrix. It is a slanted coloured line (partially dashed) that begins in the feathers of the dove's head and goes into the letter (through the seal) to the first white line below the letter (in the direction of the letter N in BENDA). In terms of typographic terminology, this is an subsequent negative defect (DVN).

When examining some 20 haler type II stamps, I discovered an interesting pair of ZP 31 and 32. The stamp from ZP 31 has two negative defects throughout the printing period (from the type I stamps to the last galvanoplastic TD) (colour stain on the lower frame in front of the JAR, or a mark in the inner right bar) and is clearly identifiable as described. For my pair (I originally thought it was from some galvanoplastically made TD), the ZP 32 flaw was sparse. Upon detailed examination, I found only a part of the coloured line in the dove's feathers and a coloured spot in the first white line below the letter (above N in BENDA). There is no trace in the actual mark in the letter, but where it should intersect the upper and lower horizontal line, there are clear white notches left after removing it. More precisely, after removing the lands on the stamp that would cause the line to print.

In my collection I discovered another similar pair, with a legible cancelation from 1923 (the period of etched TDs), while galvanoplastic TDs only began use in 1924. And with it a card with a handwritten note *R?* and with a few exclamation marks. At that time I did not "work" on a study of the 20 haler type II and postponed this "finding" until later, and thus it fell into oblivion.

I contacted my friend Kunc (he is preparing a one-frame exhibit about ZP 33 and its retouches) and asked him to view any strips of this ZP and its neighbours. In the first phase he found a four-block from ZP 32, 33, 42 and 43 (even mint) and later several strips with ZP 31 and 32, confirming my finding. The legible cancels on them were mostly from 1923 and some strips had a left stress bar (OR), also typical for etched TD.

I will not go into further details and draw a brief conclusion. According to some indications, the mentioned retouch of ZP 32 comes with 99% probability from an etched TD marked with the Arabic numeral 8 in the right OR. One percent of the uncertainty could be refuted by a not very communicative Brno collector who has an incriminated pane in his collection.



Maybe he will relent - my email address is - jirikaspi@seznam.cz.


The TD with 8 in OR is probably the last of the etched plates that was used for direct printing of stamps. Other etched TDs (we now know that two) served as patrices in the production of matrices in the production of galvanoplastic TDs.

Attentive readers have certainly noticed a certain spiciness - the light of the world was first seen on their own stamps by retouching and only then by the retouched defect. My theory is that - on that TD with 8 in OR, on ZP 32 someone in the print shop notices the lands within the letter and "scratched them off" before printing began. Traces of repair (retouch) are 100% obvious! The two other TDs, which served as patrices, were not repaired, so this defect exists on all stamps from ZP 32 made of galvanoplastic TDs from 1 - 24 to 20 - 28.

For those who watch football events in addition to book printing, I will remind you of the often used words of the (no longer living) well-known football coach Tomáš Pospíchal: "Football has no logic". I have been modifying his slogan for several years: "Typography has (sometimes) no logic."

I wish you a pleasant time searching for the described retouch. It is not easy to look at individual stamps, I recommend studying strips with ZP 31 and 32 from an etched TD. There is a better chance of success.

Jiří Kašpar



??? – Translator.

40 Haler Liberated Republic TD 3

Supplement to an Internal Study by the Society of Czechoslovak Collectors of Typographic Stamps

Based on a copy of almost an entire mint 100-cliche pane of OR 40 haler – TD 3 with only ZP 10 missing – I consider it appropriate to share with you some new findings about as yet unpublished features of stamp fields, which are not listed in the Study of Mr. Chvalovský and Mr. Kovalík. Although it is a pane from only a certain period of printing, the differences below can be useful in identifying individual ZP. According to the custom, the described features for the given ZP always had to appear on at least three specimens. The nearly complete plate 3 was provided for study by Mr. Dohnal from Hluboké Mašůvky, for which I thank him. At the same time I thank Mr. Ing. Peter Kovalík for cooperation in the final determination of characters for ZP 43 and 54.

Hroch František

ZP8 damaged seam on the left sleeve - in later periods of printing it is missing to a greater extent and there are less significant points in both elbows and palms - often missing (later, probably when manipulating the printing plate deformed letter V in VHB and left lower frame from the monogram).

ZP13 on the vertical shadow of the right digit four in the lower half scratch from the left, in the left elbow a conical point

ZP23 in the lower part of the vertical shadow of the left digit four, the shadow is weakened or interrupted

ZP24 under the first decoration on the left hand spot (probably VN - occurs on other plates)

ZP26 shortened longitudinal spot on the fingers of the right hand

ZP35 VN - stain on wide shading of the skirt

ZP41 a small dot between the penultimate and the last shadow below the waist

ZP43 above the upper frame above S in SKÁ small spot, on part of the cargo spot down in O in Czechia

ZP46 in the upper left arc of the left zero notch

ZP51 stain on the lower frame under the left bush (VN - also occurs on other TD OR 40 halls.)

ZP 53 next to the upper part of the right digit in white frame dot, on the lower frame in the left corner "drop"

ZP54 on the hem of the skirt under the first vertical shading a small spot

ZP63 on the end of the hair above the right digit 4 spots

ZP64 spot of the beginning of the shadow in the skirt above the right foot (VN - also occurs on other TDs)

ZP71 spot to the right of the chin (smaller B in VHB is not on this ZP)

ZP72 upper rung of the letter E in ČES interrupted, damaged up to the third shadow above the toes of the right foot

ZP78 on the right shoulder of the letter A in the MAIL stain, in the right palm another stain between the spots under the thumb and at the wrist, in the later period of printing is also damaged the left shadow of the left zero

ZP86 in the middle of a long shadow from the heel to the knee a shallow scratch, on the part of the load there are still spotted leaves in the lower right trefoil

ZP87 in the VHR monogram - the letter R is smaller, the right shadow in the left zero in the upper part weakened or even intermittent

ZP88 in the hair under the left hand spot

ZP95 in the right palm interrupted longitudinal spot at the fingers, on the lower frame to the left of the right bush spot



ZP 8



ZP 13



ZP 13a



ZP 23



ZP 24



ZP 26



ZP 35



ZP 41



50 Haler Green Liberated Republic – TD 1

Until the beginning of 2010, the first plate made from the 1st negative was the least studied and there was only speculation about individual deviations and especially about the sequence of retouches. At the beginning of 2010, a philatelic auction took place in Switzerland, at which, among other interesting materials, a complete pane was offered, originating from the collection of the well-known philatelist Dr. Fischmeister. The sheet of stamps was then bought and transported to the Republic by one of the leading Czechoslovak collectors of Typographic stamps.

According to the notes written in pencil on the base and the date of obtaining the sheet (January 23, 1922), it is clear that Dr. Fischmeister received stamps from this first plate shortly after printing began. The shade of green stamps is easy to read, the print is contoured.

There are no markings in the left and right stress bars that could be considered plate marks from a philatelic point of view. Only in the right frame opposite the stamp field 60 is there a white, about 1 cm, vertical white line, which was also found on the stress barks of used stamps. In the tally number under ZP 92 is the number 10, -. The left side of the base of the number one is visibly shortened (Fig. 1), which could be considered as a purposeful marking made by the staff and thus also as a plate mark for the needs of philatelists. I would like to add that this designation was also found on the block of postage used stamps.

The previous consideration that there was one white dot in the left stress bar opposite ZP 91 was later not substantiated (see the *OR Specialized Manual*). However, it cannot be ruled out that there is a block of stamps with a replaced stress bar in which there is a white dot and with the same marking of the digit 1 in 10.—. There are a large number of small coloured spots on the partition sheet which are rather temporary printing defects (some of them are listed in the list of detected defects).

Interesting are the deviations in the horizontal and vertical rows of perforation of individual rows of stamps. After comparing the individual deviations of the stamps in the sheet with the postage stamps in used blocks and strips, it is clear that the printing of stamps and subsequent perforation of printed sheets was performed gradually (7x). These deviations are not listed in the table of the sequence of retouches of the 1st negative, but those interested can request them from the author of the article.



Printing Period	ZP 35	ZP 39	ZP 50	ZP 66	ZP 67	ZP 68	ZP 69	ZP 70
1	retouch	VN 1	retouch		DV	VN 1	VN 1	retouch
2	retouch	VN 1	retouch		DV	VN 1	VN 1	retouch
3	retouch	VN 1	retouch	DV	DV	VN 1	VN 1	retouch
4	retouch	VN 1	retouch	DV	DV	VN 1	VN 1	retouch
5	retouch	VN 1	retouch	?	DV	retouch/b	VN 1	retouch
6	retouch	retouch	retouch	DV	DV	retouch/b	retouch	retouch
7	?	?	?	?	retouch	retouch/c	retouch	retouch
8				?	retouch	retouch/c	retouch	retouch

According to the stamps on the pane and the reconstructions created by means of blocks and strips of used postage stamps, it can be assumed that:

- a) the managers of the printing house, together with the traders, knew about the interest of collectors in individual defects of the 1st negative, especially in the so-called egg and bib (ZP39 and 69), which already existed on stamps printed in red,
- b) therefore, for commercial reasons, postponed the repair of both the "egg" and the "bib" until the final period of stamp printing (see the retouching sequence table).

Repairs of other positions, namely ZP 35 and 70, were undemanding, because they were small deviations. They already knew about ZP 68 from the red marks and tried to make a thorough correction. It succeeded, but the metal apparently fell out during printing and the original defect reappeared. This was also done in the final period of printing in two variants.

Interesting are the additional plate defects - ZP 66 and especially ZP 67, which had not yet occurred on the obtained pane. The defect in the ZP 67 became the basic starting point for further study of deviations and also for the compilation of the reconstruction of almost the entire sheet. Variations in perforation of the horizontal rows of stamps together with ZP 68 helped to identify already known and significant deviations in ZP 61 to 70.

Without extensive cooperation with a number of well-known Czechoslovak collectors of Typographic stamps it would not be possible to reach the above conclusions. That is why I sincerely thank Mr. M. Stošek from Prague for understanding, willingness, and lending the pane. Also to all others who responded to my requests for lending stamps, reproductions, comments, and recommendations, especially to Mr. Rákosník, Mr. Paleček, Malovík, Košťál, Chudoba, and Novotný. (Those interested in descriptions and pictures of detected defects and retouches can write to the author.)

J. Chvalovský Sobínská 681 164 00 Prague 6


50 Haler Green Liberated Republic – TD 1 Marks

On the basis of studying the complete pane, originating from the first printing period, and made by etching according to the 1st negative, I obtained irrefutable proof of the plate marks for the first plate. However, I would like to remind you that already during the first cleaning of the board, not only might the stress bars be replaced, but further adjustments could have occurred in them, or even in the tally numbers. I am thinking in particular of one or two white dots in the left stress bar by ZP 91, which were originally considered to be the designation of the first two plates. See the illustrations in the *Specialized OR Manual*, page 67, which are labelled 5th and 6th plates.



In addition to possible additional markings, it is likely that the printed sheets were perforated with more than one perforating machine. This is proved by deviations in perforation, evident especially in the columns of stamps ZP 10 to 100. The pane studied, so far known only in one copy, has a single and probably intentionally made deviation. This is a shortening of the left side of the base of the number one in the counter 10, - (Fig. 1). This number adjustment has been known for many years and is also illustrated in the *Specialized Manual OR* on page 66.

To identify the printing plate, it is also possible to use the tip of the number 4 located under ZP 98 (Fig. 2). According to the longer white vertical line, located in the right stress bar by ZP 90 and 100 (Fig. 3). Deviations of the right vertical side of the stamps are also visible in both pictures of stamps and frames ZP 100. On the pane there is a distinctive white line in the stress bar behind the ZP 60 (Fig. 4), which indicates that after further cleaning of the plate, it was fitted with new stress bars.



For stamps printed only in the second half of the printing, there is another white line and two small short transverse ones in the protective frame behind ZP 70 (Fig. 5). These stains are part of an 8-block of stamps, in which, among other things, there is a retouch on ZP 68 in the arc of the right digit 5, variant a - see *Specialized Manual OR*.



Significant Plate Flaws that Appeared on TD 1 Over Time

Relatively few plate flaws as well as probable print flaws were found on the pane originating from the beginning of printing. Their occurrence on postage stamps is relatively small. Here are four of the most prominent:

ZP 5 assembly defect plus scratch in the upper frame above the letters ŠT in POŠTA (Fig. 1)

ZP 26 interrupted drawing of the skirt under the linden leaves (Fig. 2)

ZP 30 significantly widened right side of the neck (Fig. 3)

ZP 94 scratch in the upper frame above the letters LO (Fig. 4)



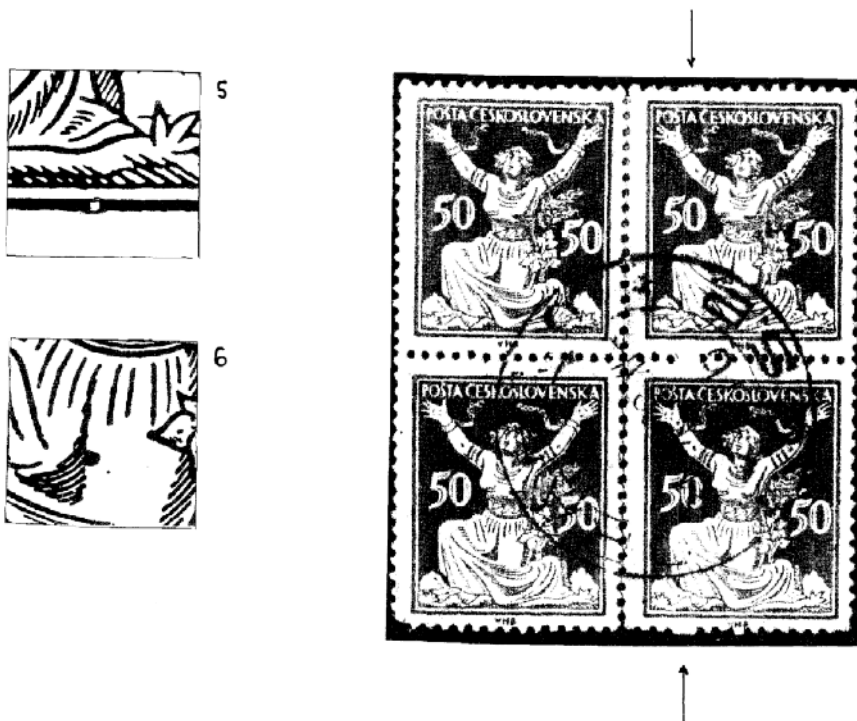
Apparently, after the first cleaning of the plates, due to careless handling, two significant flaws arose which became the basic elements for gradual reconstruction of individual sections of the plate, both in terms of flaw development and identification of other positions, especially gradual retouching of individual first negative flaws. Variations in perforations, and in particular a missing hole, helped to identify other relevant positions.

It is primarily a stamp located in ZP 67 (Fig. 5) with a white spot in the lower frame, to the right of VHB. It gradually widened in the lower part so that the frame was broken. The results of the study so far confirm that this defect remained on the plate all the time until the end of printing.

At the time, probably after the first cleaning, a perforating bar was used and thus ZP 67's 4th hole was missing in the horizontal rows. Information on variations in perforation will be included in another post.

The second, equally significant defect, created at the same time as the defect on ZP 67, is a coloured spot on the medium wide shading of the skirt (Fig. 6). This defect is interchangeable with a defect in ZP 10 - a defect of the black print set. However, it is larger and therefore more pronounced. This plate defect also remained on the plate until the end of printing and is found in strips and blocks with retouch ZP 68, var. 1 and 2.

J. Chvalovský



50 Haler Green Liberated Republic – Plate Production Sequence

The first more comprehensive findings from the study of this value were published in the *Monografie*, part II, published in 1971. Since then, a number of collectors have been continuously studying and are gradually publishing their new findings, especially in the *Bulletin* of the Society of Collectors of Typographic Stamps. If we compare the information from 1971 with the latest study results we find significant differences between them, but also differences with the information found in the *Specialized Handbook* from 2000.

After the publication of the *Handbook*, collectors joined the Society, gradually gaining new knowledge about stamp fields, retouches, perforations, etc., some of which they published. One of the most interesting documents about the 50 haler green was the finding of a complete pane printed by the first etched plate made from the 1st negative, which was used to confirm the existence of the plate marks or identity of a control stamp. These completely new findings thus helped to correct the data on the current number of TDs (33), their order of production, and thus also to correct some of the older findings listed in the *Handbook*.

On page 66 of the *Handbook* there are a total of 5 images of the alleged designation of unknown plates. However, with the exception of one, these are markings carried out for the needs of the printer's staff and are therefore not plate marks. On page 67, a picture of a TD with the number 10 in the right stress bar is likely a mark added during printing. However, it cannot be ruled out that there was another plate, again marked with the number ten.

The image of the stamp with the imprint of a guillotine line, sometimes also engraved with the inscription NAKLAD, belongs to one of the four printing plates without stress bars made by electroforming, now tentatively designated as TD 14. Also for information (see *Bulletin* 69, p. 16) on the newly found designation of a plate with two gaps in the decimal line belonging to one of the four plates without stress bars (originally TD 19 - 22, now TD 14 - 17), made by electroforming technology, is now tentatively designated TD 17.

Postage stamps printed from all 33 known plates were comb perforated (HZ 14). Only for two (fifth and sixth) were there a small number of stamps line perforated (13¾). These stamps are easily confused with stamps from the ninety-cliché plates of the tête-bêche release.


In view of the above findings, I recommend the owners of the *Specialized Handbook OR 2000* to make the following corrections:

- Page 66 - overlay the bottom of the stamp image page with a block of TD images labelled TD 1 through TD4.
- Page 67 - overlay the whole page with the block of images TD 5 to TD 17.
- Page 68 - correct the production order of the individual boards on TD 18 to 33. The pictures are unchanged.

It can be assumed that during the further study of marks of this value, new evidence will be found concerning the number of plates made, their markings (including those made during printing) and thus the order of production. We will gradually publish the findings in the *Bulletin*.

J. Chvalovský - April / 2011





Twenty plates (14 to 33) made electroplating according to one matrix, etched according to the 2nd negative. Four of them (TD 14 to 17) did not have stress bars and markings. The remaining ones are marked in tally numbers.

