

The 10 Haler Dove

Only one glass negative was used.

Two plates printed both green and olive stamps.

Two plates printed the booklet issue.

Fifty or fifty-one plates printed only olive stamps.

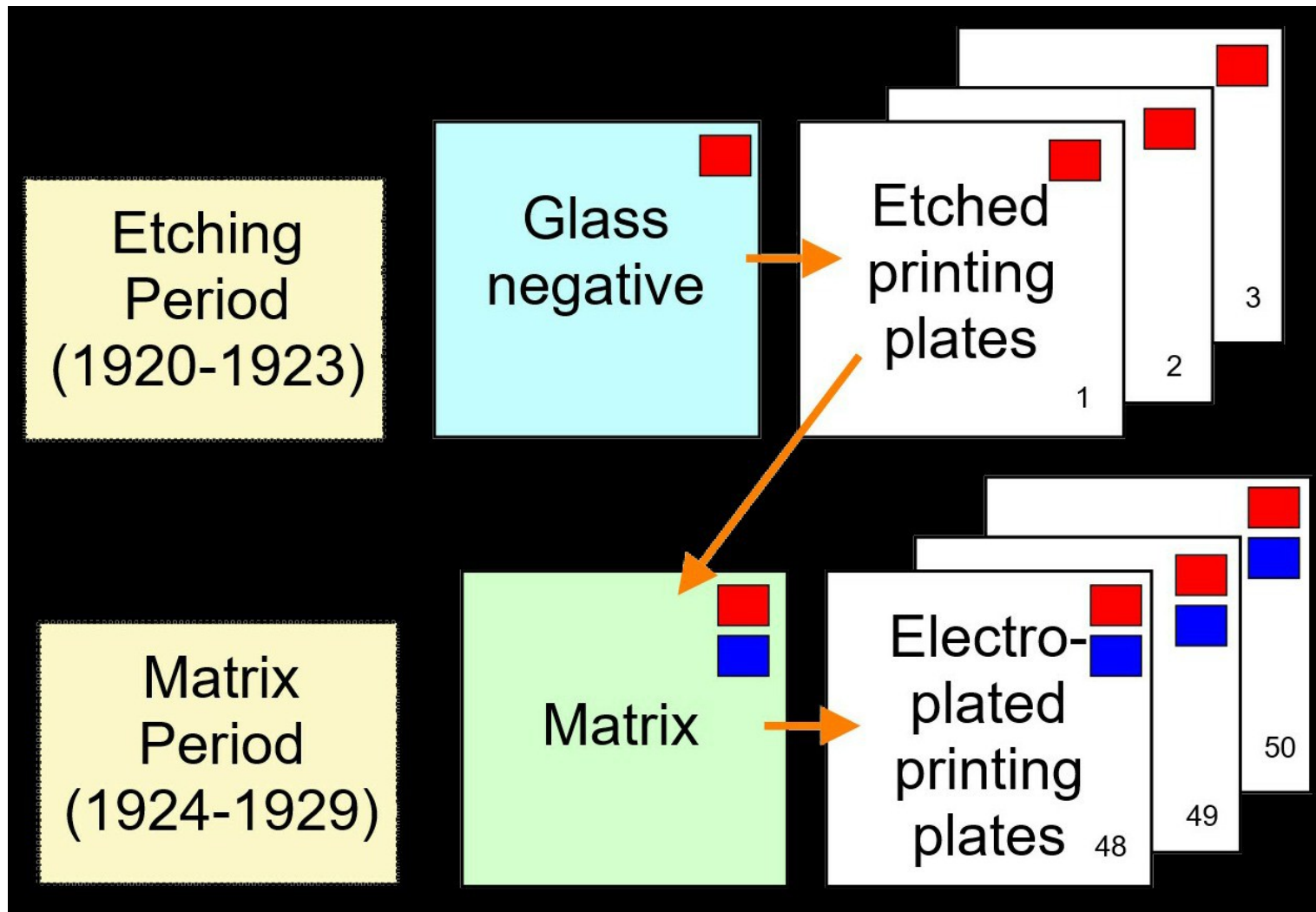
Total: Fifty-four or fifty-five plates.

Notes:

Chvalovský's Plates 3 and 4 are
Kašpar's Plates 3 and 1.

Kašpar is uncertain if his Plate 2
represents one or two plates.

Production Methods



Booklet Plate Layout

Green = Inherited, Yellow = Etched, Black = Retouch.

Plate 1			Plate 2		
I	II	III	IV	V	VI
001 66 86	8 9 10 96 96 94		4 5 6 001 66 86		4 5 6
06 68 88	18 19 20 98 98 84		14 15 16 06 68 88		14 15 16
80 79 78	28 29 30 76 75 74		24 25 26 80 79 78		24 25 26
70 69 89	38 39 40 99 99 64		34 35 36 70 69 89		34 35 36
60 69 89	48 49 50 99 99 54		44 45 46 09 69 89		44 45 46
50 49 48	58 59 60 46 45 44		54 55 56 50 49 48		54 55 56
40 39 38	68 69 70 96 95 34		64 65 66 40 39 38		64 65 66
30 29 28	78 79 80 26 25 24		74 75 76 30 29 28		74 75 76
20 19 18	88 89 90 16 15 14		84 85 86 20 19 18		84 85 86
10 9 8	86 66 001 6 5 4		94 95 96 10 9 8		94 95 96

Figure 15: 10 haler booklet plates before the switch.

10 Haler Dove Olive

Position 37 Variations


Variants a-to-d appear only on etched plates

Variant e appears only on matrix plates


Control

The mark on the O in KOS tends to be heavy

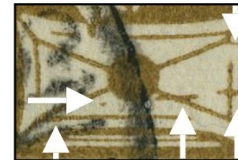
The line through the feathers is at times substantially fainter or lacking




Significant Variations



Variant a




Variant b



Variant c



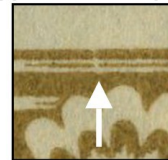
Variant d



Variant e

Possible Secondary Controls

These appear on all copies of the specified variant in my possession



Variant b




Variant c



Variant e

Plate Flaws


Found on some of the specified variants



Var. a 1



Var. e 1



Var. e 2

10 Haler Dove


Position 52 Inherited

A persistent flaw, a dot above the envelope's seal, appears only on Plate 1 of the green printing.
This persistent flaw appears on all plates specifically fabricated for the olive printing.

Identifying Stamps Printed Using the Green Issue's Plates


Stamps from Plate 2 have no identifying flaw.

Stamps from Plate 1 have a control flaw in BENDA:
a partially opened bottom on the D and short right leg on the A.



Possible Variants

(A) Only the negative flaw. (B) Mark on the lower right frame and inner right bar.



Possible Plate Flaws


Variant A

(1) Notch in the eye. (2) White mark on O in KO. (3) Head connected to the body's lower feathers.



Variant B

(1) Gap in the upper frame. (2) Mark in the upper bar, mark on the top the right wing's centre small quill.



Reported but not Observed

Plate 3: White bump near the top of the left wing's third quill.

Census

Olive from green Plate 1 = 1.

A = 22 (A1 = 5, A2 = 1, A3 = 1). B = 11 (B1 = 1, B2 = 1).

Descriptions and Illustrations

- 101 Bump on the left frame (1).
102 Two spots between the inner and outer left bars (2).
103 Notch in the right frame (3).
104 Nick in the right frame (4).
105 Thickened upper right corner (5). Two nicks in the right frame (6).

106 White mark on the upper right bar (7).
107 Enlarged upper right bar (8).
108 Scratch above the right digits (9).
109 Bump on the left digit 1 (10).


110 Mark below the beak (11). **Identified as 4/24 as is 111.**
111 Mark below the beak with a mark on the diagonal below it (12).
112 Bump on the upper frame (13).
113 Upturned end on the lower bar (14).
114 White marks on the underside of the lower bar (15).


115 Coloured mark in the lower bar (16).
116 Spot between the upper left wing's second and third quills (17). Thin gap in the right frame (18).
117 Disfigured large and small quill tips and marks in the upper left wing (19).
118 Bite from the tail (20).

119 Two marks in the tail (21).
120 Bite from the tail (22).
121 Mark in the upper right wing's first quill (23).
122 Top of the upper right wing's third quill thins (24).
123 Bump on the upper right wing's fifth quill (25).

124 Broken coloured separator below the O of LOV (26).
125 Broken T in POŠTA (27).
126 Spot in the O of KOS (28).
127 Spot in the O of KOS (xx)
128 Mark on the K in SKÁ (29). Scratch under SLOV – may extend to under Á in SKÁ (30).

129 White marks in the body under KOS (31).
130 Two spots right of the inner left bar (32).
131 Mark in the envelope (33).
132 Gap in the envelope's lower left diagonal (34).
133 Gap in the envelope's lower horizontal line (35).





117



129




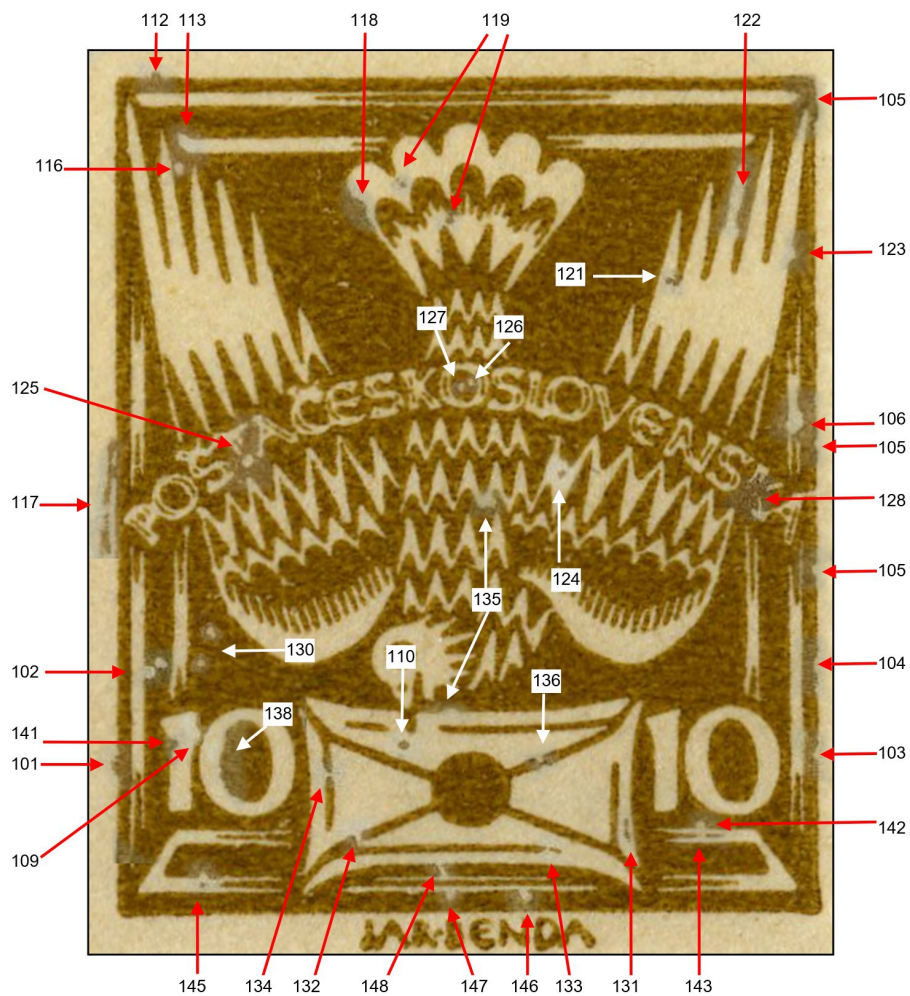
149



151



150



110 = 1/24.